

Crafter 50 Cab Chassis

Model Year 2025 Specifications

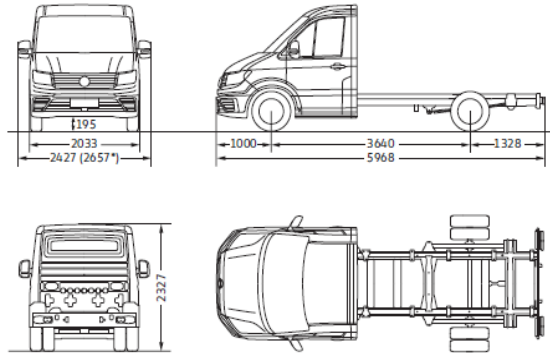


Price	Crafter 50 MWB	Crafter 50 LWB	Crafter 50 ELWB
Model Code	SZBD6D	SZCD6D	SZDD6D
Maximum Retail Price* - 8 Speed Automatic	\$104,500	\$107,500	\$110,000
Manual Transmission (Indent Order Only)	(\$4,000)	(\$4,000)	(\$4,000)
Double Cab - 7-Seater	SZH / SZI	\$5,500	-
Cowl Panel (Open Cab)	SZO / P / Q	NCO	-
*Maximum Retail Price (MRP) includes 15% GST and does not include on-road costs. Fuel consumption tested in accordance with EC directive EEC 715/2007. Consumption is measured on European specification cars. The official fuel consumption, emissions, and EV range figures determined by the WLTP or NEDC test should be used as a guide only, or for vehicle to vehicle comparison. Actual results may vary due to factors such as driving or environmental conditions. Image shows international specification, local specification may vary. Specifications are as planned at May 2025 for Model Year 2025 and subject to change without notice or obligation.			



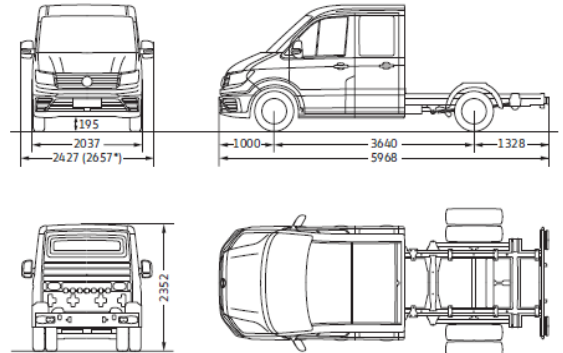
Technical Data	Crafter 50 MWB	Crafter 50 LWB	Crafter 50 ELWB
Engine Type	4-Cylinder Twin Turbo	4-Cylinder Twin Turbo	4-Cylinder Twin Turbo
Fuel Type	Diesel	Diesel	Diesel
Cubic Capacity (cc)	1,968	1,968	1,968
Maximum Power (kW) @ rpm	120 @ 3,600	120 @ 3,600	120 @ 3,600
Maximum Torque (Nm) @ rpm	410 @ 1,500 - 2,000	410 @ 1,500 - 2,000	410 @ 1,500 - 2,000
Drivetrain	Rear Wheel Drive	Rear Wheel Drive	Rear Wheel Drive
Gross Vehicle Mass (kg)	5,000	5,000	5,000
Tare weight (kg), Single Cab	2,159	2,202	2,217
Payload, Single Cab	2,841	2,798	2,783
Axle load limit, Front / Rear (kg)	2,200 / 3,500	2,200 / 3,500	2,200 / 3,500
Trailer load limit 12% gradient. Braked / Unbraked (kg), based on Standard Equipment	3,500 / 750	3,500 / 750	3,500 / 750
Trailer down ball force (kg)	140	140	140
Gross Train Weight 12% gradient (kg)	8,000	8,000	8,000
Fuel Tank Capacity (L, approx.)	75	75	75
Emission Standard. NEDC	EU6	EU6	EU6
Ad Blue Tank Capacity (L, approx)	18	18	18
Combined Fuel Consumption, L/100km. NEDC	TBC	TBC	TBC
Start/stop system with regenerative braking	●	●	●
5 year / 250,000 km (whichever occurs first) mechanical warranty, 5 year Volkswagen Roadside Assistance	●	●	●
12-Year Anti-Corrosion Warranty	●	●	●
Up to 30,000km or every two years (whichever occurs first) oil service intervals	●	●	●
Volkswagen Service Plan - First three services included	●	●	●

Crafter 50/55 Chassis medium wheelbase with single cab



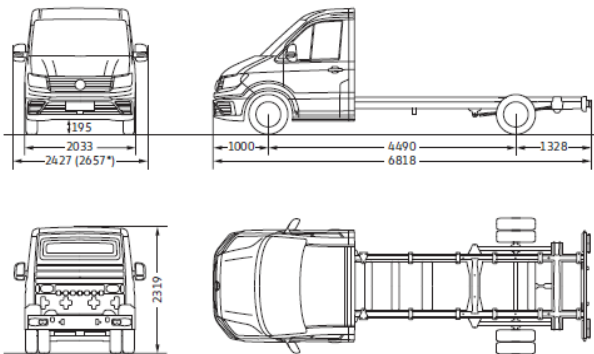
*This value applies for the optional bow-mounted door mirror extensions.

Crafter 50 Chassis medium wheelbase with double cab



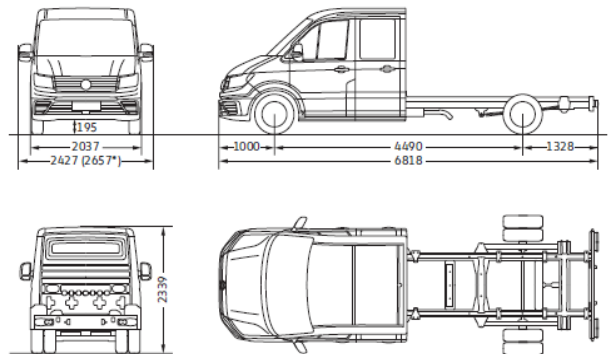
*This value applies for the optional bow-mounted door mirror extensions.

Crafter 50/55 Chassis long wheelbase with single cab



*This value applies for the optional bow-mounted door mirror extensions.

Crafter 50/55 Chassis long wheelbase with double cab



*This value applies for the optional bow-mounted door mirror extensions.



Safety and Security

		Crafter 50 MWB	Crafter 50 LWB	Crafter 50 ELWB
Driver and front passenger airbag with front passenger airbag deactivation	4UF	●	●	●
Electronic Cruise control system with speed limiter	8T2, LT1	●	●	●
Advanced Assist Package - inc. Addaptive Cruise Control w. stop and go, Travel assist semi-automated driving assistance w. lane keeping	PVH	\$2,500	\$2,500	\$2,500
Electronic Stability Control (ESP) and anti-lock brake system (ABS)	1AS	●	●	●
Park distance control in front and rear	7X2	●	●	●
Hill Start Assist	UG1	●	●	●
Autonomous Post-Collision Braking	**	●	●	●
Preparation for rear-view camera system (camera must be ordered from Parts at additional cost and fitted locally)	KA8	●	●	●
3-point automatic seat belts, height-adjustable with electric seat-belt tensioners in front	3QN	●	●	●
Warning buzzer and light for driver & front passenger seat belt not fastened	9P3	●	●	●
Central locking system with Keyless GO	4I7	●	●	●
Electronic vehicle immobilisation device (transponder)	7AA	●	●	●



Exterior		Crafter 50 MWB	Crafter 50 LWB	Crafter 50 ELWB
Aluminium Dropside Tray with multi layered marine birch plywood – Single Cab. (incl.: folding aluminium sides, lashing rings, steps in rear, mud flaps front and rear, side marker lamps)	ZP1 & 6N2 & 8F1	\$5,500	\$7,000	-
Aluminium Dropside Tray with multi layered marine birch plywood – Double Cab. (incl.: folding aluminium sides, lashing rings, steps in rear, mud flaps front and rear, side marker lamps)	ZP1 & 6N2 & 8F1	\$5,500	\$7,000	-
Gross Vehicle Mass increase to 5,500kg	SZ*G6D	\$6,000	\$6,000	\$6,000
Standard suspension system and shock absorption.	1BA	●	●	●
Heavy-duty suspension system and shock absorption, heavy-duty stabilizers	2MG	\$750	\$600	\$600
Grey Bumper in front with painted trim panel in body colour, radiator grille unpainted with chrome moulding	2JB & 6KA	●	●	●
Halogen twin lamps	8ID	●	●	●
LED Headlights & Daytime Running Lights	8IT	\$2,400	\$2,400	\$2,400
Heat-insulating windshield made of laminated glass	4GF	●	●	●
Windshield wiper intermittent control with light and rain sensor	8N6	●	●	●
Exterior mirrors, power-adjustable and heated	6XN	●	●	●
Exterior mirrors w/ brace (registration possible with bodywork width of 2,160mm) - forces manual adjustable non-heated mirrors	ZB2	\$180	\$180	\$180
Side marker lamps	8F1	●	●	●
Rear window and dimming breakaway interior rear-view mirror	ZHF	●	●	●
Trailer hitch preparation (incl. trailer stabilisation) with wiring harness, outlet, and electronic control unit.	1D7	●	●	●



Interior		Crafter 50 MWB	Crafter 50 LWB	Crafter 50 ELWB
2 remote control folding keys	8QJ	●	●	●
Dimming breakaway interior rear-view mirror	4L2	●	●	●
Leather-wrapped multi-function steering wheel with tiptronic	2FE	●	●	●
Air-conditioning (Climatic) system for front cabin with semi-automatic control and outside temperature display	ZK1	●	●	●
Acoustic warning when reverse gear is engaged, de-activatable	IL2	\$600	\$600	\$600
Terminal block and preparation for function control module	IP4	●	●	●
Two 12V outlets in the cab (in the dashboard) and 2 beverage holders	EU1 & 9JA	●	●	●
Rubber floor covering in cab	5AC	●	●	●



Seat & Upholstery		Crafter 50 MWB	Crafter 50 LWB	Crafter 50 ELWB
Comfort seat "Plus" for driver (Backrest adjustment, Longitudinal adjustment, 4 - track electrical lumbar support, 2x armrests, seat cushion for adjustment, height adjustment)	3SF	●	●	●
Comfort seat "Plus" for passenger	3TF	NCO	NCO	NCO
2-seater front passenger bench seat with storage compartment	3TS	●	●	●
Swivel seat for driver. Forces a fold-down hand brake. N/A with bench seat	3SD	\$400	\$400	\$400
Swivel seat for passenger	3TD	\$250	\$250	\$250
Double Cab Only: 2nd Row 4-Seat Bench	3UN	●	●	●
Seat trim covers in fabric "Austin"	DM - NOL	●	●	●



Multimedia		Crafter 50 MWB	Crafter 50 LWB	Crafter 50 ELWB
Radio "Composition" 10.4" Colour Touchscreen, 4 Speakers	Z65	●	●	●
4x Type-C USB Ports	U9E	●	●	●
Mobile phone storage w. inductive charging & connection via Bluetooth	9ZV	●	●	●
Wired & Wireless App-Connect	9WJ	●	●	●



Wheels		Crafter 50 MWB	Crafter 50 LWB	Crafter 50 ELWB
Standard Wheels		17" Steel Wheels (Dual Tires in Rear)	17" Steel Wheels (Dual Tires in Rear)	17" Steel Wheels (Dual Tires in Rear)
Tire Size		205/70 R17	205/70 R17	205/70 R17
Spare Steel Wheel, Tool Kit & Jack	ZR8	●	●	●



Exterior Colours			Crafter 50 MWB	Crafter 50 LWB	Crafter 50 ELWB
Candy White		B4B4	●	●	●
Cherry Red		4B4B	●	●	●
Deep Black Pearlescent		2T2T	\$3,200	\$3,200	\$3,200
Deep Ocean Blue		0P0P	●	●	●
Indium Grey Metallic		X3X3	\$3,200	\$3,200	\$3,200
Luminous Orange		E3E3	●	●	●
Ontario Green		V7V7	●	●	●
Oyster Silver Metallic		F0F0	\$3,200	\$3,200	\$3,200