

# Crafter 50 Van

## Model Year 2025 Specifications

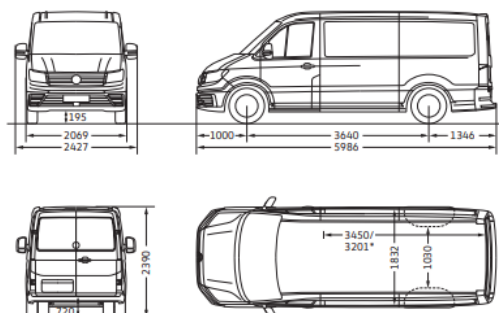


Price	Crafter 50 MWB	Crafter 50 LWB	Crafter 50 ELWB
Model Code	SYBD6D	SYCD6D	SYDD6D
Maximum Retail Price* - 8 Speed Automatic	\$119,000	\$124,000	\$125,500
Manual Transmission (Indent Order Only)	(\$4,000)	(\$4,000)	(\$4,000)
*Maximum Retail Price (MRP) includes 15% GST and does not include on-road costs. Fuel consumption tested in accordance with EC directive EEC 715/2007. Consumption is measured on European specification cars. The official fuel consumption, emissions, and EV range figures determined by the WLTP or NEDC test should be used as a guide only, or for vehicle to vehicle comparison. Actual results may vary due to factors such as driving or environmental conditions. Image shows international specification, local specification may vary. Specifications are as planned at May 2025 for Model Year 2025 and subject to change without notice or obligation.			



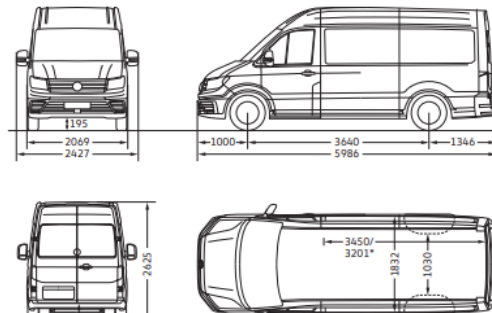
Technical Data	Crafter 50 MWB	Crafter 50 LWB	Crafter 50 ELWB
Engine Type	4-Cylinder Twin Turbo	4-Cylinder Twin Turbo	4-Cylinder Twin Turbo
Fuel Type	Diesel	Diesel	Diesel
Cubic Capacity (cc)	1,968	1,968	1,968
Maximum Power (kW) @ rpm	120 @ 3,600	120 @ 3,600	120 @ 3,600
Maximum Torque (Nm) @ rpm	410 @ 1,500 - 2,000	410 @ 1,500 - 2,000	410 @ 1,500 - 2,000
Drivetrain	Rear Wheel Drive	Rear Wheel Drive	Rear Wheel Drive
Gross Vehicle Mass (kg)	5,000	5,000	5,000
Tare weight (kg), based on Standard Equipment	2,583	2,704	2,773
Payload, based on Standard Equipment	2,417	2,296	2,227
Axle load limit, Front / Rear (kg)	2,200 / 3,500	2,200 / 3,500	2,200 / 3,500
Trailer load limit 12% gradient. Braked / Unbraked (kg), based on Standard Equipment	3,500 / 750	3,500 / 750	3,500 / 750
Trailer down ball force (kg)	120	120	120
Roof load limit (kg)	150	150	150
Gross Train Weight 12% gradient (kg)	8,000	8,000	8,000
Fuel Tank Capacity (L, approx.)	75	75	75
Emission Standard. NEDC	EU6	EU6	EU6
Ad Blue Tank Capacity (L, approx)	18	18	18
Combined Fuel Consumption, L/100km. NEDC	TBC	TBC	TBC
Start/stop system with regenerative braking	●	●	●
5-Year / 250,000 km (whichever occurs first) mechanical warranty, 5-Year Volkswagen Roadside Assistance	●	●	●
12-Year Anti-Corrosion Warranty	●	●	●
Up to 30,000km or every two years (whichever occurs first) oil service intervals	●	●	●
Volkswagen Service Plan - First three services included	●	●	●

Crafter 50/55 Delivery Van medium wheelbase with normal roof



\*Load compartment length, max. (at floor level)/load compartment length, min.

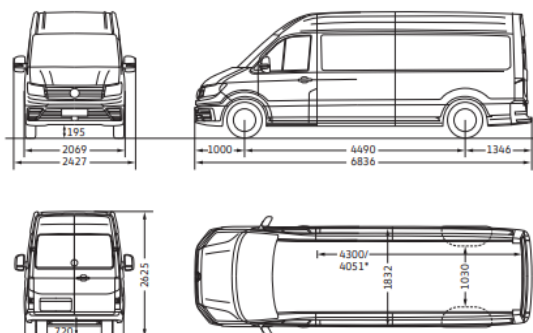
Crafter 50/55 Delivery Van medium wheelbase with high roof



\*Load compartment length, max. (at floor level)/load compartment length, min.

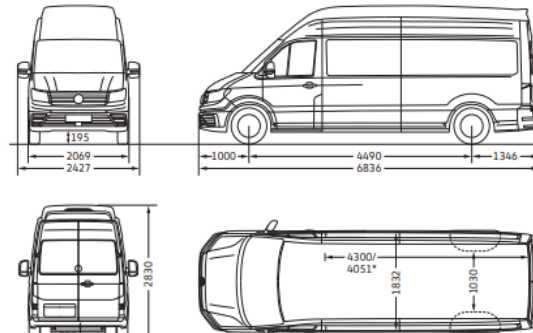
load compartment, height (mm)	1,626	load compartment, height (mm)	1,861
load compartment, volume (m <sup>3</sup> )	9.3	load compartment, volume (m <sup>3</sup> )	10.7
lateral sliding door, width x height (mm)	1,311 x 1,487	lateral sliding door, width x height (mm)	1,311 x 1,722
rear wing doors, width x height (mm)	1,552 x 1,505	rear wing doors, width x height (mm)	1,552 x 1,740

Crafter 50/55 Delivery Van long wheelbase with high roof



\*Load compartment length, max. (at floor level)/load compartment length, min.

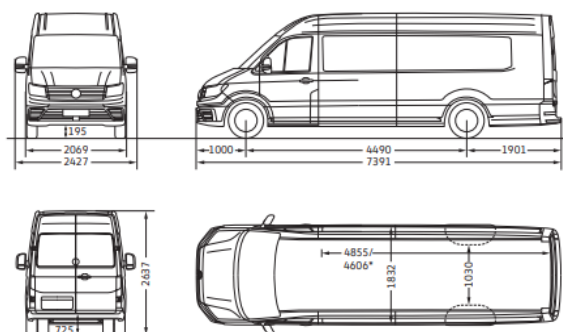
Crafter 50/55 Delivery Van long wheelbase with super-high roof



\*Load compartment length, max. (at floor level)/load compartment length, min.

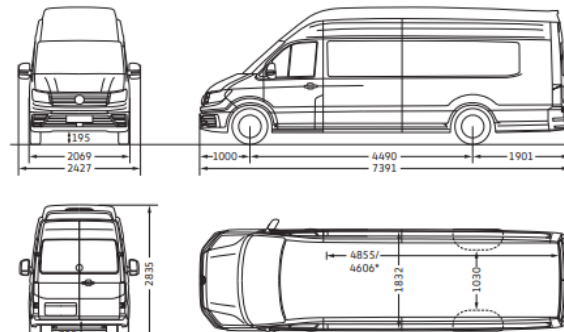
load compartment, height (mm)	1,861	load compartment, height (mm)	2,089
load compartment, volume (m <sup>3</sup> )	13.6	load compartment, volume (m <sup>3</sup> )	15.3
lateral sliding door, width x height (mm)	1,311 x 1,722	lateral sliding door, width x height (mm)	1,311 x 1,722
rear wing doors, width x height (mm)	1,552 x 1,740	rear wing doors, width x height (mm)	1,552 x 1,740

Crafter 50/55 Delivery Van long plus wheelbase with high roof



\*Load compartment length, max. (at floor level)/load compartment length, min.

Crafter 50/55 Delivery Van long plus wheelbase with super-high roof



\*Load compartment length, max. (at floor level)/load compartment length, min.

load compartment, height (mm)	1,861	load compartment, height (mm)	2,096
load compartment, volume (m <sup>3</sup> )	15.5	load compartment, volume (m <sup>3</sup> )	17.5
lateral sliding door, width x height (mm)	1,311 x 1,722	lateral sliding door, width x height (mm)	1,311 x 1,722
rear wing doors, width x height (mm)	1,552 x 1,740	rear wing doors, width x height (mm)	1,552 x 1,740



Safety and Security		Crafter 50 MWB	Crafter 50 LWB	Crafter 50 ELWB
Driver and front passenger airbag with front passenger airbag deactivation	4UF	●	●	●
Side and Curtain Airbag for driver and front passenger (Note: Not Available with Super High Roof)	4X3	\$2,200	\$2,200	\$2,200
Forward Collision Warning with warning and braking reaction to vehicles, pedestrians and cyclists	8J3	●	●	●
Extended Assist Package w/ lane change system Side Assist, Blind Spot Monitor on both sides	PVE	●	●	●
Electronic Cruise control system with speed limiter	8T2, LT1	●	●	●
Adaptive Assist Package - inc. Adaptive Cruise Control w. stop and go, Travel assist semi-automated driving assistance w. lane keeping	PVH	\$2,500	\$2,500	\$2,500
Electronic Stability Control (ESP) and anti-lock brake system (ABS)	1AS	●	●	●
Park distance control in front and rear	7X2	●	●	●
Park Assist with Park distance control in front and rear with active side protection	PVF	\$950	\$950	\$950
Hill Start Assist	UG1	●	●	●
Side Wind compensation	KJ1	●	●	●
Rear view camera system	KA2	●	●	●
3-point automatic seat belts, height-adjustable with electric seat-belt tensioners in front	3QN	●	●	●
Warning buzzer and light for driver and front passenger seat belt not fastened	9P1	●	●	●
Central locking system with Keyless go	4I7	●	●	●
Electronic vehicle immobilisation device (transponder)	7AA	●	●	●



Exterior		Crafter 50 MWB	Crafter 50 LWB	Crafter 50 ELWB
Normal Roof	3R0	(\$2,200)	-	-
High Roof	3R2	●	●	●
Super High Roof (In White only)	ZD3	-	\$5,000	\$5,000
Super High Roof (In body colour)	2S2 & 7N4	-	\$6,000	\$6,000
Gross Vehicle Mass increase to 5,500kg	SY*G6D	\$6,000	\$6,000	\$6,000
Standard suspension system and shock absorption.	1BA	●	●	●
Heavy-duty suspension system and shock absorption, heavy-duty stabilizers	2MG	\$750	\$750	\$750
Grey Bumper in front with painted trim panel in body colour, radiator grille unpainted with chrome moulding	2JB & 6KA	●	●	●
Halogen twin lamps	8ID	●	●	●
LED Headlights & Daytime Running Lights	8IT	\$2,400	\$2,400	\$2,400
Front fog lamps with cornering light	8WH	\$600	\$600	\$600
Heat-insulating windshield made of laminated glass	4GF	●	●	●
Heated Rear Windows	4HH	●	●	●
Windshield wiper intermittent control with light and rain sensor and separate daytime running lights with automatic headlamp activations.	ZA3	●	●	●
Window Package	ZFP	\$2,000	\$2,000	\$2,000
Exterior mirrors, power-adjustable, heated and electric folding	6XP	●	●	●
Sliding door, left and right	5Q2 & 5R2	●	●	●
Mud Flaps in Front & Rear	6N2	●	●	●
Side marker lamps	8F1	●	●	●
Rear wing doors with windows aperture	ZHF	●	●	●
Hinges for rear wing doors with increased opening angle (max. 270°)	5V4	●	●	●
Trailer hitch preparation (incl. trailer stabilisation) with wiring harness, outlet, and electronic control unit.	1D7	●	●	●
Tyre pressure monitor	7K3	●	●	●



Interior		Crafter 50 MWB	Crafter 50 LWB	Crafter 50 ELWB
2 remote control folding keys	8QJ	●	●	●
Dimming breakaway interior rear-view mirror	4L2	●	●	●
Electromechanical Power Steering	**	●	●	●
Leather-wrapped multi-function steering wheel with tiptronic	2FE	●	●	●
Digital Cockpit Pro	7J2	●	●	●
Air-conditioning system with manual control incan	KH6	●	●	●
Air-conditioning with 2nd Evaporatir & 2nd heater core	6AD	\$3,500	\$3,500	\$3,500
Acoustic warning when reverse gear is engaged, de-activatable	IL2	\$600	\$600	\$600
Terminal block and preparation for function control module	IP4	●	●	●
Interior sound insulation measures, Premium	3W6	●	●	●
Two 12V outlets in the cab (in the dashboard) and 2 beverage holders	EU1 & 9JA	●	●	●
Two 12V outlets in cab/load compartment (one at the C- and 1 at the D-pillar)	7B3	\$150	\$150	\$150
Storage compartment over cab	QE4	●	●	●
Storage compartment over cab, accessible from load compartment	7N4	\$360	\$360	\$360
Rubber floor covering in cab	5AC	●	●	●
Cargo area partition with fixed window	3CG	●	●	●
<b>Cargo area partition – removal of partition (Forces: Child safety lock in load compartment, Without grab handle on B-pillar in load/passenger compartment)</b>	ZT0	NCO	NCO	NCO
Without floor covering in passenger/load compartment, with covering for locking mechanism on tailgate/rear wing doors	5BA	●	●	●
Wooden floor covering in load compartment, with loading edge	5BD	\$1,500	\$1,500	\$1,500
Rear side trim panel in passenger/load compartment made of medium-height plastic twin-walled sheets	5DB	●	●	●
Without rear side trim panel passenger load compartment	5DA	NCO	NCO	NCO
Lashing rings for load restraint	6B1	10X	12X	14X
C-rails on side panels in load compartment	6L6	\$550	\$550	\$550
Closed side panel in load compartment, rear, left and right	4FA & 4JA	●	●	●
Closed side panel in load compartment, front, left and right	4DA & 4EA	●	●	●
Closed side panel in load compartment, centre, left and right	6VA & 6WA	●	●	●
Side window in passenger/load compartment, front left and right, fixed	4DE & 4EE	\$720	\$720	\$720
Side window in passenger/load compartment, front left and right, movable	4DM & 4EM	\$1,440	\$1,440	\$1,440
2 Standard interior lights in passenger / load compartment	9CC	●	●	●
Load compartment lighting: 4 LED spots	9CW	\$350	\$350	\$350



Seat & Upholstery		Crafter 50 MWB	Crafter 50 LWB	Crafter 50 ELWB
<b>Comfort seat "Plus" for driver (Backrest adjustment, Longitudinal adjustment, 4 – track electrical lumbar support, 2x armrests, seat cushion for adjustment, height adjustment)</b>	3SF	●	●	●
<b>Comfort seat "Plus" for passenger</b>	3TF	NCO	NCO	NCO
2-seater front passenger bench seat with storage compartment	3TS	●	●	●
Swivel seat for driver. Forces a fold-down hand brake. N/A with bench seat	3SD	\$400	\$400	\$400
Swivel seat for passenger	3TD	\$250	\$250	\$250
Heated Front Seats	4A3	\$600	\$600	\$600
Seat trim covers in fabric "Austin"	DM - NOL	●	●	●



Minibus Package		Crafter 50 MWB	Crafter 50 LWB	Crafter 50 ELWB
Minibus Package Consists of the Following	MINIBUS	\$8,100	\$8,100	\$8,100
Air-Conditioning with 2nd Evaporator & 2nd Heater Core	6AD	●	●	●
Comfort seat "Plus" for passenger	3TF	●	●	●
Acoustic warning when reverse gear is engaged, de-activatable	IL2	●	●	●
Window Package	ZFP	●	●	●
Cargo area partition – removal of partition (Forces: Child safety lock in load compartment, Without grab handle on B-pillar in load/passenger compartment)	ZT0	●	●	●
Interior Roof Lining	5CE	●	●	●
Load compartment lighting: 4 LED spots	9CW	●	●	●
Without lashing rings	6B0	●	●	●
Side marker lamps	8F1	●	●	●
Hinges for rear wing doors	5V3	●	●	●



Multimedia		Crafter 50 MWB	Crafter 50 LWB	Crafter 50 ELWB
Radio "Composition" 10.4" Colour Touchscreen, 4 Speakers	Z65	●	●	●
4x Type-C USB Ports	U9E	●	●	●
Mobile phone storage w. inductive charging & connection via Bluetooth	9ZV	●	●	●
Wired & Wireless App-Connect	9WJ	●	●	●



Wheels		Crafter 50 MWB	Crafter 50 LWB	Crafter 50 ELWB
Standard Wheels	CX5	17" Steel Wheels (Dual tires in Rear)	17" Steel Wheels (Dual tires in Rear)	16" Steel Wheels (Dual tires in Rear)
Tire Size		205/70 R17	205/70 R17	205/75 R16
Spare Steel Wheel, Tool Kit & Jack	ZR8	●	●	●



Exterior Colours		Crafter 50 MWB	Crafter 50 LWB	Crafter 50 ELWB
Candy White		B4B4	●	●
Cherry Red		4B4B	●	●
Deep Black Pearlescent		2T2T	\$3,200	\$3,200
Deep Ocean Blue		0POP	●	●
Indium Grey Metallic		X3X3	\$3,200	\$3,200
Luminous Orange		E3E3	●	●
Ontario Green		V7V7	●	●
Oyster Silver Metallic		F0F0	\$3,200	\$3,200