

Crafter Cab Chassis

Model Year 2026 Specifications



Commercial Vehicles



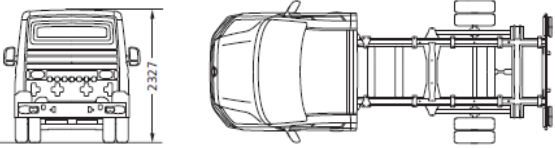
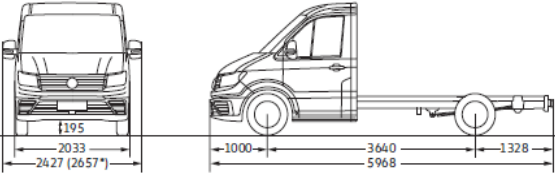
5 YEAR WARRANTY

Price	Crafter50 120kW	
	MWB 2WD (Medium Wheel Base)	LWB 2WD (Long Wheel Base)
Model Code	SZBD6D	SZCD6D
Maximum Retail Price*	\$104,990	\$107,490

*Maximum Retail Price (MRP) includes 15% GST and does not include on-road costs. Fuel consumption tested in accordance with EC directive EEC 715/2007. Consumption is measured on European specification cars. The official fuel consumption, emissions, and EV range figures determined by the WLTP or NEDC test should be used as a guide only, or for vehicle to vehicle comparison. Actual results may vary due to factors such as driving or environmental conditions. Image shows international specification, local specification may vary. Specifications are as planned at April 2026 for Model Year 2026 and subject to change without notice or obligation.

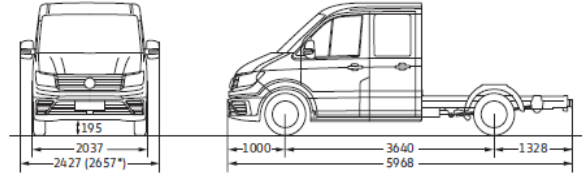
Technical Data	Crafter50 120kW	
	MWB (Medium Wheel Base)	LWB (Long Wheel Base)
Engine Type	4-Cylinder Common rail bi-Turbo	
Fuel Type	Diesel	
Cubic Capacity (cc)	1,968	
Maximum Power (kW) @ rpm	120kW @ 3,600	
Maximum Torque (Nm) @ rpm	410Nm @ 1,500 - 2,000	
Drivetrain	Rear Wheel Drive	
Gross Vehicle Mass (kg)	5,000	
Tare weight (kg) - Single Cab	2,159	2,202
Payload (based on Standard Equipment) - Single Cab	2,841	2,798
Axle load limit, Front / Rear (kg)	2,200 / 3,500	
Towing Capacity - Braked / Unbraked (kg)	3,500 / 750	
Down ball weight (kg)	140	
Gross Train Weight 12% gradient (kg)	8,000	
Fuel Tank Capacity (L, approx.)	75	
Emission Standard	EU6	
Combined Fuel Consumption, L/100km (3P-WLTP)	-	
Combined CO ₂ g/km. (3P-WLTP Converted)	-	
Start/stop system with regenerative braking	●	
5-Year / 250,000 km (whichever occurs first) mechanical warranty & 5-Year Volkswagen Roadside Assistance	●	
12-Year Anti-Corrosion Warranty	●	
Up to 30,000km or every two years (whichever occurs first) oil service intervals	●	
Volkswagen Service Plan - First three services included	●	

Crafter50 Cab Chassis MWB Single Cab



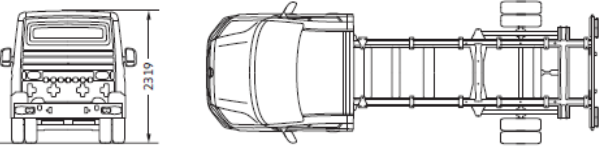
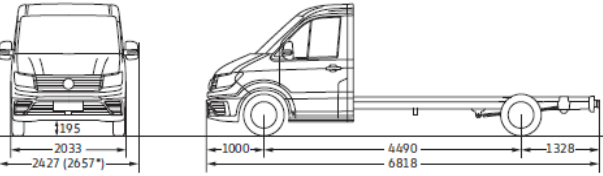
*This value applies for the optional bow-mounted door mirror extensions.

Crafter50 Cab Chassis MWB Double Cab



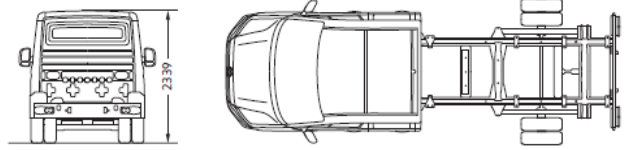
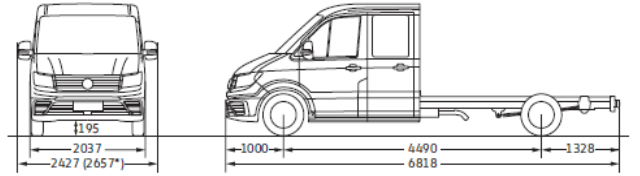
*This value applies for the optional bow-mounted door mirror extensions.

Crafter50 Cab Chassis MLB Single Cab



*This value applies for the optional bow-mounted door mirror extensions.

Crafter50 Cab Chassis LWB Double Cab



*This value applies for the optional bow-mounted door mirror extensions.



Safety & Security

	Crafter50 120kW	
	MWB (Medium Wheel Base)	LWB (Long Wheel Base)
Electronic Stability Program (ESP)	●	●
Anti-lock Brake System (ABS)	●	●
Driver and front passenger airbags (Incl. Front passenger airbag deactivation)	●	●
Standard Cruise Control System	●	●
Travel Assist + Adaptive Cruise Control (ACC) with Stop & Go Function	\$2,500	●
Park Distance Control (Front & Rear Park Sensors)	●	●
Preparation for Rear View Camera system (Camera must be ordered from Parts at additional cost and fitted locally)	●	●
Acoustic warning when reverse gear is engaged, de-activatable	\$600	●
Hill Start Assist	●	●
3-point Seat belts with height-adjustment and belt tensioners in front	●	●
Front seat belt reminder (Visual & Acoustic warning)	●	●
Central locking system	●	●
Electronic vehicle immobilisation	●	●



Exterior & Body Enhancement

	Crafter50 120kW	
	MWB (Medium Wheel Base)	LWB (Long Wheel Base)
Double Cab - 7-Seater	\$5,500	\$5,500
Cowl Panel (Open Cab)	-	No Cost Option
Aluminium Dropside Tray with multi layered marine birch plywood - Single Cab (Incl. Folding aluminium sides, lashing rings, steps in rear, mud flaps front and rear, side marker lamps)	\$5,500	\$7,000
Aluminium Dropside Tray with multi layered marine birch plywood - Double Cab (Incl. Folding aluminium sides, lashing rings, steps in rear, mud flaps front and rear, side marker lamps)	\$5,500	\$7,000
Gross Vehicle Mass increase to 5,500kg	\$6,000	●
Standard suspension system	●	●
Heavy-duty suspension system & Heavy-duty stabilisers	\$750	●
Halogen Headlights	●	●
LED Headlights and Daytime Running Lights (DRL)	\$2,400	●
Heat-insulating windshield made of laminated glass	●	●
Rain sensing wipers	●	●
Dusk sensing Automatic headlight control	●	●
Power adjustable Exterior mirrors with heated and power-folding function	●	●
Manually adjustable non-heated exterior mirrors with braces (registration possible with bodywork width of 2,160mm)	\$180	●
Side marker lamps	●	●
Trailer hitch preparation with wiring harness, outlet and electronic control unit	●	●



Interior


	Crafter50 120kW	
	MWB (Medium Wheel Base)	LWB (Long Wheel Base)
2x Remote control folding keys	●	●
Dimming breakaway interior rear-view mirror	●	●
Leather-wrapped multi-function steering wheel	●	●
Manual Climatic Air-Conditioning System	●	●
Two 12V outlets	●	●
Terminal block and preparation for function control module	●	●
Rubber floor covering in cab	●	●







Seat & Upholstery

	Crafter50 120kW	
	MWB (Medium Wheel Base)	LWB (Long Wheel Base)
Manually adjustable Comfort seat "Plus" for driver (Incl. 4-way electrical lumbar support)	●	●
2-seater bench for front passengers with storage compartment	●	●
"Austin" type cloth Seat trim covers	●	●
Comfort seat "Plus" for passenger	NCO	●
2nd Row 4-Seat Bench	Double Cab only	●
Swivel seat for driver (Combined with the manual handbrake)	\$400	●
Swivel seat for front passenger	\$250	●

Infotainment System	Crafter50 120kW	
	MWB (Medium Wheel Base)	LWB (Long Wheel Base)
Digital Cockpit Pro (Full digital instrument cluster)	●	●
10.4" Composition Media Infotainment System	●	●
Wired & Wireless App-Connect (Android Auto & Apple CarPlay)	●	●
Bluetooth Connectivity	●	●
4 Speaker sound system	●	●
4x Type-C USB Ports	●	●
Inductive wireless phone charger	●	●

Wheels	Crafter50 120kW	
	MWB (Medium Wheel Base)	LWB (Long Wheel Base)
 <p>17" Steel Wheel (Tyre Size: 205/70 R17)</p>	●	●
Spare Steel Wheel & Tool Kit (Incl. Jack)	●	●

Exterior Colours	Crafter50 120kW	
	MWB (Medium Wheel Base)	LWB (Long Wheel Base)
Candy White (B4B4) 	●	●
Cherry Red (4B4B) 	●	●
Deep Black Pearlescent (2T2T) 	\$3,200	\$3,200
Deep Ocean Blue (0P0P) 	●	●
Indium Grey Metallic (X3X3) 	\$3,200	\$3,200
Luminous Orange (E3E3) 	●	●
Ontario Green (V7V7) 	●	●
Oyster Silver Metallic (F0F0) 	\$3,200	\$3,200