

# Crafter Van

## Model Year 2026 Specifications



Commercial Vehicles



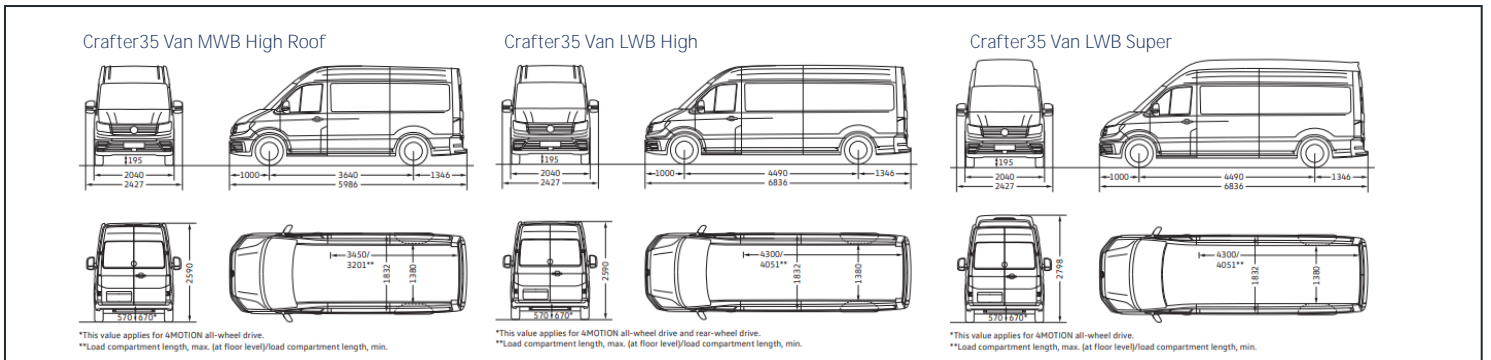
**5 YEAR WARRANTY**

Price	Crafter35 103kW			Crafter35 130kW				Crafter50 120kW		
	MWB Runner 2WD	MWB 2WD	LWB 2WD	MWB 2WD	MWB AWD	LWB 2WD	LWB AWD	MWB 2WD	LWB 2WD	ELWB 2WD
Model Code	SYBB4B	SYBB4B	SYCB4B	SYBB8B	SYBB8Z	SYCB8B	SYCB8Z	SYBD6D	SYCD6D	SYDD6D
Maximum Retail Price*	\$91,990	\$102,990	\$110,990	\$110,990	\$118,990	\$115,990	\$123,990	\$118,990	\$123,990	\$125,990

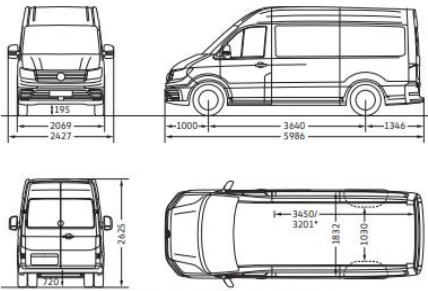
\*Maximum Retail Price (MRP) includes 15% GST and does not include on-road costs. Fuel consumption tested in accordance with EC directive EEC 715/2007. Consumption is measured on European specification cars. The official fuel consumption, emissions, and EV range figures determined by the WLTP or NEDC test should be used as a guide only, or for vehicle to vehicle comparison. Actual results may vary due to factors such as driving or environmental conditions. Image shows international specification, local specification may vary. Specifications are as planned at April 2026 for Model Year 2026 and subject to change without notice or obligation.

^Crafter MWB Runner will undergo all necessary inspections when available. Until inspections are complete, all information and illustrations are based on data available at the time of publication and subject to change without notice.

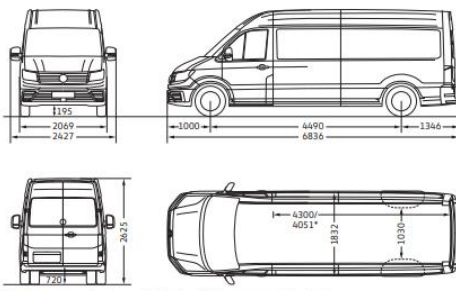
Technical Data	Crafter35 103kW			Crafter35 130kW				Crafter50 120kW		
	MWB Runner 2WD	MWB 2WD	LWB 2WD	MWB 2WD	MWB AWD	LWB 2WD	LWB AWD	MWB 2WD	LWB 2WD	ELWB 2WD
Engine Type	4-Cylinder Common rail Turbo			4-Cylinder Common rail bi-Turbo				4-Cylinder Common rail bi-Turbo		
Fuel Type	Diesel			Diesel				Diesel		
Cubic Capacity (cc)	1,968			1,968				1,968		
Maximum Power (kW) @ rpm	103kW @ 3,500			130kW @ 3,600				120kW @ 3,600		
Maximum Torque (Nm) @ rpm	340Nm @ 1,500 - 2,250			410Nm @ 1,500 - 2,000				410Nm @ 1,500 - 2,000		
Drivetrain	Front Wheel Drive (FWD)			FWD	AWD	FWD	AWD	Rear Wheel Drive		
Gross Vehicle Mass (kg)	3,500			3,500				5,000		
Tare weight (kg)	2,394	2,394	2,504	2,403	2,525	2,513	2,635	2,583	2,704	2,773
Payload (based on Standard Equipment)	1,106	1,106	996	1,097	975	987	865	2,417	2,296	2,227
Axle load limit, Front / Rear (kg)	1,800 / 2,100			1,800 / 2,100				2,200 / 3,500		
Towing Capacity - Braked / Unbraked (kg)	3,000 / 750			3,000 / 750				3,500 / 750		
Down ball weight (kg)	120			120				120		
Roof load limit (kg)   (Low roof limit 300kg)	150			150				150		
Gross Train Weight 12% gradient (kg)	6,000			6,000				8,000		
Fuel Tank Capacity (L, approx.)	75			75				75		
Emission Standard	EU6			EU6				EU6		
Combined Fuel Consumption, L/100km (3P- WLTP)	9.3			9.3	10.7	9.3	10.8	-		
Combined CO <sub>2</sub> g/km. (3P-WLTP Converted)	245			244	318	244	285	-		
Start/stop system with regenerative braking	●			●				●		
5-Year / 250,000 km (whichever occurs first) mechanical warranty & 5-Year Volkswagen Roadside Assistance	●			●				●		
12-Year Anti-Corrosion Warranty	●			●				●		
Up to 30,000km or every two years (whichever occurs first) oil service intervals	●			●				●		
Volkswagen Service Plan - First three services included	●			●				●		



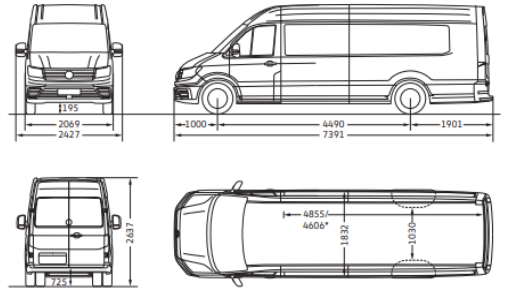
Crafter50 Van MWB High Roof



Crafter50 Van LWB High Roof



Crafter50 Van ELWB High Roof

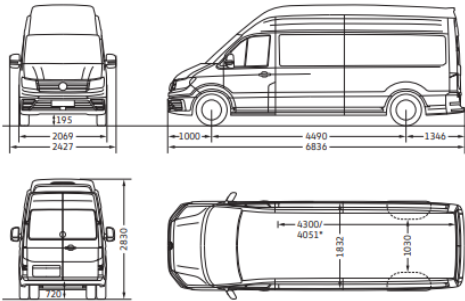


\*Load compartment length, max. (at floor level)/load compartment length, min.

\*Load compartment length, max. (at floor level)/load compartment length, min.

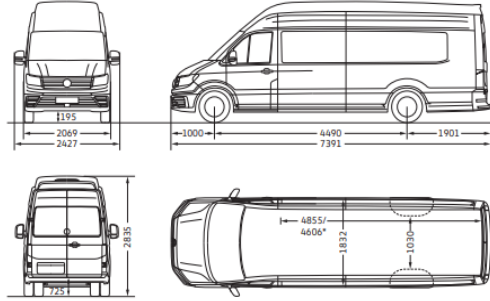
\*Load compartment length, max. (at floor level)/load compartment length, min.

Crafter50 Van LWB Super High



\*Load compartment length, max. (at floor level)/load compartment length, min.

Crafter50 Van ELWB Super High Roof



\*Load compartment length, max. (at floor level)/load compartment length, min.



Safety & Security	Crafter35 103kW			Crafter35 130kW				Crafter50 120kW		
	MWB Runner 2WD	MWB 2WD	LWB 2WD	MWB 2WD	MWB AWD	LWB 2WD	LWB AWD	MWB 2WD	LWB 2WD	ELWB 2WD
Electronic Stability Program (ESP)		●		●		●		●		
Anti-lock Brake System (ABS)		●		●		●		●		
Driver and front passenger airbags (Incl. Front passenger airbag deactivation)		●		●		●		●		
Side and Curtain Airbag for driver and front passenger (Note: Not Available with Super High Roof)	-		\$2,200	\$2,200		\$2,200		\$2,200		
Standard Cruise Control System		●		●		●		●		
Travel Assist + Adaptive Cruise Control (ACC) with Stop & Go Function	-		\$2,500	\$2,500		\$2,500		\$2,500		
Front Assist (Autonomous Emergency Brake & Pedestrians/Cyclists Monitoring)		●		●		●		●		
Lane Assist (Lane Keeping System)		●		●		●		●		
Side Assist (Lane Change System / Blind Spot Monitor)	-		●	●		●		●		
Cross Wind Assist		●		●		●		●		
Driver Attention Alert		●		●		●		●		●
Park Distance Control (Front & Rear Park Sensors)		●		●		●		●		
Park Assist (Park Distance Control in front and rear with active side protection)	-		\$950	\$950		\$950		\$950		
Rear view camera system		●		●		●		●		
Acoustic warning when reverse gear is engaged, de-activatable	-		\$600	\$600		\$600		\$600		
Hill Start Assist		●		●		●		●		
Hill Descent Control (4MOTION AWD Variants only)	-			-	\$200	-	\$200	-		
Tire Pressure Monitoring System (TPMS)		●		●		●		●		
3-point Seat belts with height-adjustment and belt tensioners in front		●		●		●		●		
Front seat belt reminder (Visual & Acoustic warning)		●		●		●		●		
Central locking system		●		●		●		●		
Electronic vehicle immobilisation		●		●		●		●		

Exterior & Body Enhancement	Crafter35 103kW			Crafter35 130kW				Crafter50 120kW		
	MWB Runner 2WD	MWB 2WD	LWB 2WD	MWB 2WD	MWB AWD	LWB 2WD	LWB AWD	MWB 2WD	LWB 2WD	ELWB 2WD
High Roof	-		●	-		●		-		●
Super High Roof (In White only)	-		\$5,000	-		\$5,000		-	\$5,000	\$5,000
Super High Roof (In Body Colour)	-			-				-	\$6,000	\$6,000
Gross Vehicle Mass increase to 3,880kg (Available from September '26 Production)	-			\$5,000		\$5,000		-		
Gross Vehicle Mass increase to 4,000kg (Available from September '26 Production)	-			-		\$6,000		-		
Gross Vehicle Mass increase to 5,500kg	-			-		-		-	\$6,000	
Standard suspension system		●		●		●		●		
Heavy-duty suspension system & Heavy-duty stabilisers	-		\$750	\$750		\$750		\$750		
Halogen Headlights		●		●		●		●		
LED Headlights and Daytime Running Lights (DRL)	-		\$2,400	\$2,400		\$2,400		\$2,400		
Front fog lights with cornering function	-		\$600	\$600		\$600		\$600		
Heat-insulating windshield made of laminated glass		●		●		●		●		
Heated Windows in rear barn doors	-		●	●		●		●		
Rain sensing wipers		●		●		●		●		
Dusk sensing Automatic headlight control		●		●		●		●		
Window Package	-		\$2,000	\$2,000		\$2,000		\$2,000		
Rear Step - Full Width (Forces removal of Trailer Prep)	-		\$360	\$360		\$360		-		
Manually adjustable Exterior mirrors	●		-	-		-		-		
Power adjustable Exterior mirrors with heated and power-folding function	-		●	●		●		-		
Sliding doors	Left only		Left & Right	Left & Right		Left & Right		Left & Right		
Mud Flaps in Front & Rear	-		●	●		●		●		
Side marker lamps	-		●	●		●		●		
Rear barn doors without windows aperture	●		-	-		-		-		
Rear barn doors with windows aperture	-		●	●		●		●		
270 degree opening rear barn doors	-		●	●		●		●		
Mechanical Differential Lock in Rear (4MOTION AWD Variants only) & Central Control Module	-			-	\$2,700	-	\$2,700	-		
Trailer hitch preparation (Note: Not Available on ELWB with GVM upgrade to Crafter 38 or 40)		●		●		●		●		

Interior	Crafter35 103kW			Crafter35 130kW				Crafter50 120kW		
	MWB Runner 2WD	MWB 2WD	LWB 2WD	MWB 2WD	MWB AWD	LWB 2WD	LWB AWD	MWB 2WD	LWB 2WD	ELWB 2WD
2x Remote control folding keys		●		●		●		●		●
Dimming breakaway interior rear-view mirror	-		●	●		●		●		●
Leather-wrapped multi-function steering wheel		●		●		●		●		●
Manual Climatic Air-Conditioning System		●		●		●		●		●
2nd Evaporator and 2nd Heater Core	-		\$3,500	\$3,500		\$3,500		\$3,500		\$3,500
12V outlet in the dashboard		●		●		●		●		●
Two 12V outlets in cab/load compartment	-		\$150	\$150		\$150		\$150		\$150
Storage compartment over cab		●		●		●		●		●
Storage compartment over cab, accessible from the load compartment (High Roof models only)	-		\$360	\$360		\$360		\$360		\$360
Interior Roof Lining for passenger compartment (forces dual sliding doors)	-		\$1,600	\$1,600		\$1,600		Please refer to "Minibus Package"		
Rubber floor covering in cab		●		●		●		●		●
Cargo area partition without window	●		-	-		-		-		-
Cargo area partition with fixed window	-		●	●		●		●		●
Removal of the cargo area partition (Combined with Child safety lock in load compartment & Grab handle on B-pillar in load/passenger compartment removed)		No Cost Option			No Cost Option		No Cost Option		No Cost Option	
Without floor covering in passenger/load compartment		●		●		●		●		●
Wooden floor covering in load compartment with loading edge	-		\$1,500	\$1,500		\$1,500		\$1,500		\$1,500
Wood floor & Luggage Compartment Side Trim	-		\$2,300	\$2,300		\$2,300		\$2,300		\$2,300
Rear side trim panel - Half height plastic twin-walled sheets	-		●	●		●		●		●
Rear side trim panel - Plywood, full height (Interior Roof lining removed)	-		\$1,400	\$1,400		\$1,400		-		-
Rear side trim panel - Plastic (Interior Roof lining removed)	-		\$850	\$850		\$850		-		-
Lashing rings for load restraint		●		●		●		●		●
Lashing rails on Load Compartment Walls and Partition	-		\$900	\$900		\$900		-		-
C-rails on side panels in load compartment		-	-	-		-		\$550		\$550
Side window in passenger/load compartment, front left and right, fixed	-		\$720	\$720		\$720		\$720		\$720
Side window in passenger/load compartment, front left and right, sliding	-		\$1,440	\$1,440		\$1,440		\$1,440		\$1,440
2 Standard interior lights in passenger / load compartment		●		●		●		●		●
4x LED roof lights in load compartment	-		\$400	\$400		\$400		\$400		\$400

Seat & Upholstery	Crafter35 103kW			Crafter35 130kW				Crafter50 120kW		
	MWB Runner 2WD	MWB 2WD	LWB 2WD	MWB 2WD	MWB AWD	LWB 2WD	LWB AWD	MWB 2WD	LWB 2WD	ELWB 2WD
Standard front row seats	●		-	-		-		-		-
Manually adjustable Comfort seat "Plus" for driver (Incl. 4-way power lumbar support)		●		●		●		●		●
2-seater bench for front passengers with storage compartment	-		●	●		●		●		●
"Austin" type cloth Seat trim covers		●		●		●		●		●
Comfort seat "Plus" for passenger	-		No Cost Option			No Cost Option		No Cost Option		
Swivel seat for driver and front passenger (forces no partition)	-		\$650	\$650		\$650		\$650		\$650
Heated front seats	-		\$600	\$600		\$600		\$600		\$600

Infotainment System	Crafter35 103kW			Crafter35 130kW				Crafter50 120kW		
	MWB Runner 2WD	MWB 2WD	LWB 2WD	MWB 2WD	MWB AWD	LWB 2WD	LWB AWD	MWB 2WD	LWB 2WD	ELWB 2WD
Digital Cockpit Pro (Full digital instrument cluster)		●		●		●		●		
10.4" Composition Media Infotainment System		●		●		●		●		
Wired & Wireless App-Connect (Android Auto & Apple CarPlay)		●		●		●		●		
Bluetooth Connectivity		●		●		●		●		
4 Speaker sound system		●		●		●		●		
2x Type-C USB Ports		●		●		●		●		
Inductive wireless phone charger		●		●		●		●		

Wheels	Crafter35 103kW			Crafter35 130kW				Crafter50 120kW		
	MWB Runner 2WD	MWB 2WD	LWB 2WD	MWB 2WD	MWB AWD	LWB 2WD	LWB AWD	MWB 2WD	LWB 2WD	ELWB 2WD
 16" Seel Wheel (Tyre Size: 235/65 R16)		●			●					
 17" Seel Wheel (Tyre Size: 205/70 R17)									●	
Tyre Mobility Kit & Tool Kit	●	-			●				●	
Spare Steel Wheel & Tool Kit (incl. Jack)	-	●			●				●	

Exterior Colours	Crafter35 103kW			Crafter35 130kW				Crafter50 120kW		
	MWB Runner 2WD	MWB 2WD	LWB 2WD	MWB 2WD	MWB AWD	LWB 2WD	LWB AWD	MWB 2WD	LWB 2WD	ELWB 2WD
Candy White (B4B4) 	●	●	●	●	●	●	●	●	●	●
Cherry Red (4B4B) 	●	●	●	●	●	●	●	●	●	●
Deep Black Pearlescent (2T2T) 	\$3,200	\$3,200	\$3,200	\$3,200	\$3,200	\$3,200	\$3,200	\$3,200	\$3,200	\$3,200
Deep Ocean Blue (0P0P) 	●	●	●	●	●	●	●	●	●	●
Indium Grey Metallic (X3X3) 	\$3,200	\$3,200	\$3,200	\$3,200	\$3,200	\$3,200	\$3,200	\$3,200	\$3,200	\$3,200
Luminous Orange (E3E3) 	●	●	●	●	●	●	●	●	●	●
Ascot Grey (6U6U) 	●	●	●	●	●	●	●	-	-	-
Ontario Green (V7V7) 	-	-	-	-	-	-	-	●	●	●
Oyster Silver Metallic (F0F0) 	\$3,200	\$3,200	\$3,200	\$3,200	\$3,200	\$3,200	\$3,200	\$3,200	\$3,200	\$3,200

Conversion Base Options - Minibus	Crafter35 103kW			Crafter35 130kW				Crafter50 120kW		
	MWB Runner 2WD	MWB 2WD	LWB 2WD	MWB 2WD	MWB AWD	LWB 2WD	LWB AWD	MWB 2WD	LWB 2WD	ELWB 2WD
Crafter35 Minibus Package Consists of: - Air Conditioning with 2nd Evaporator & 2nd Heater Core - <b>Comfort seat "Plus" for passenger</b> - Window Package - Removal of the cargo area partition (Combined with Child safety lock in load compartment & Grab handle on B-pillar in load/passenger compartment removed) - Interior Roof Lining (Combined with dual sliding doors) - Load compartment lighting: 4 LED spots - Without lashing rings - Overhead storage compartment and reading light - Hinges for rear wing doors	-	\$7,500		\$7,500		\$7,500				
Crafter50 Minibus Package Consists of: - Air Conditioning with 2nd Evaporator & 2nd Heater Core - <b>Comfort seat "Plus" for passenger</b> - Acoustic warning when reverse gear is engaged (De-activatable) - Window Package - Removal of the cargo area partition (Combined with Child safety lock in load compartment & Grab handle on B-pillar in load/passenger compartment removed) - Interior Roof Lining - Load compartment lighting: 4 LED spots - Without lashing rings - Overhead storage compartment and reading light - Hinges for rear wing doors	-								\$8,100	